


PRODUCT DATA SHEET

Edge 30 - Wall/Ceiling


DESIGN BY:

Alessandro Mendini
2004

MATERIALS:

Thermoplastic

DESCRIPTION:

Wall support in thermoplastic resin; diffuser in thermoplastic material.

The IP 65 degree of protection makes it also suitable for outdoor application.

SELECT

FLUO 

White 

PRODUCT CODE

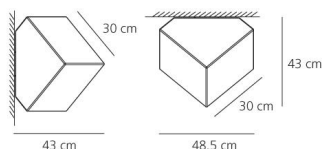
1293010A

Light emission


65   

TECHNICAL DATA SHEET
FEATURES

Product name:	Edge 30 - Wall/Ceiling
Article Code:	1293010A
Colour:	White
Material:	Thermoplastic
Series:	Design
Environment:	Indoor
Area contract:	Hospitality Hotel, Private Residence

DIMENSIONS

COLOUR


OPTICS

Emission:	Diffused
-----------	----------

DIMENSIONS

Width:	inch 1.9
Height:	inch 1.7
Impact Resistance:	N/D
Glow Wire Test:	750°C °

LAMPS NOT INCLUDED

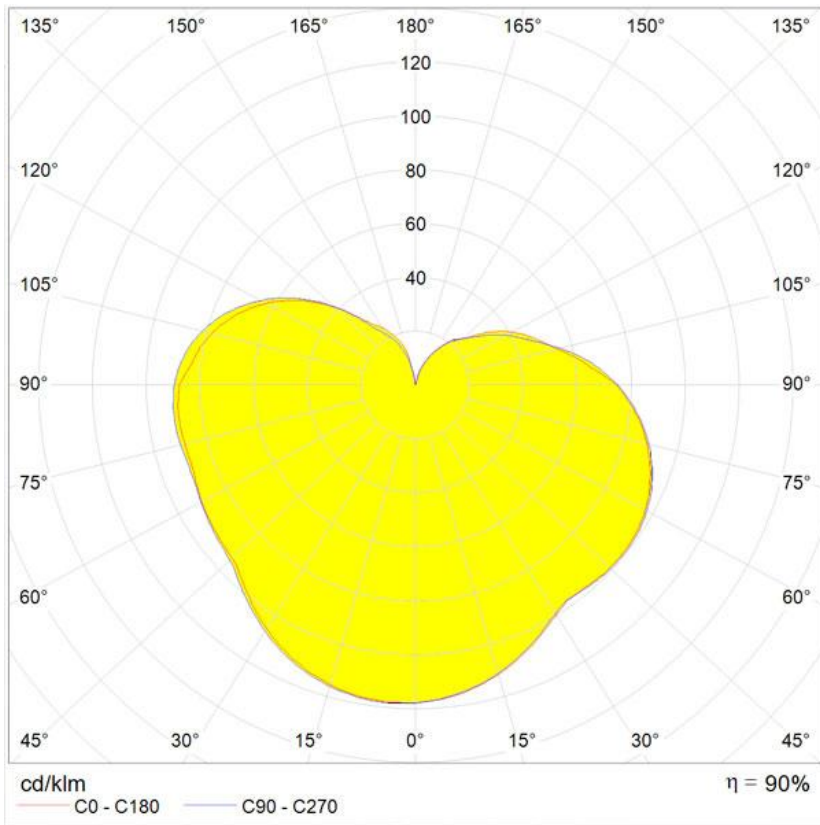
	Category:	FLUO
	Number:	1
	Lbs:	Tc-tse
	Watt:	23W
	Socket:	E27
	Type:	Fb
	Luminous Flux (lm):	1500lm
	Colour Rendering:	1b
	Colour temperature (K):	2700K

LUMINAIR

Watt:	23W
Voltage:	220V-240V

DIAGRAMS

Polar curve



Cartesian diagram

